

# Visualization of Treatment Patterns for Observational Data in Health Care

Drew Griffin Levy, PhD  
Senior Medical Science Director  
Genentech, Inc.  
Evidence Science & Innovation | US Medical Affairs  
[levy.drew@gene.com](mailto:levy.drew@gene.com)

December 13, 2016

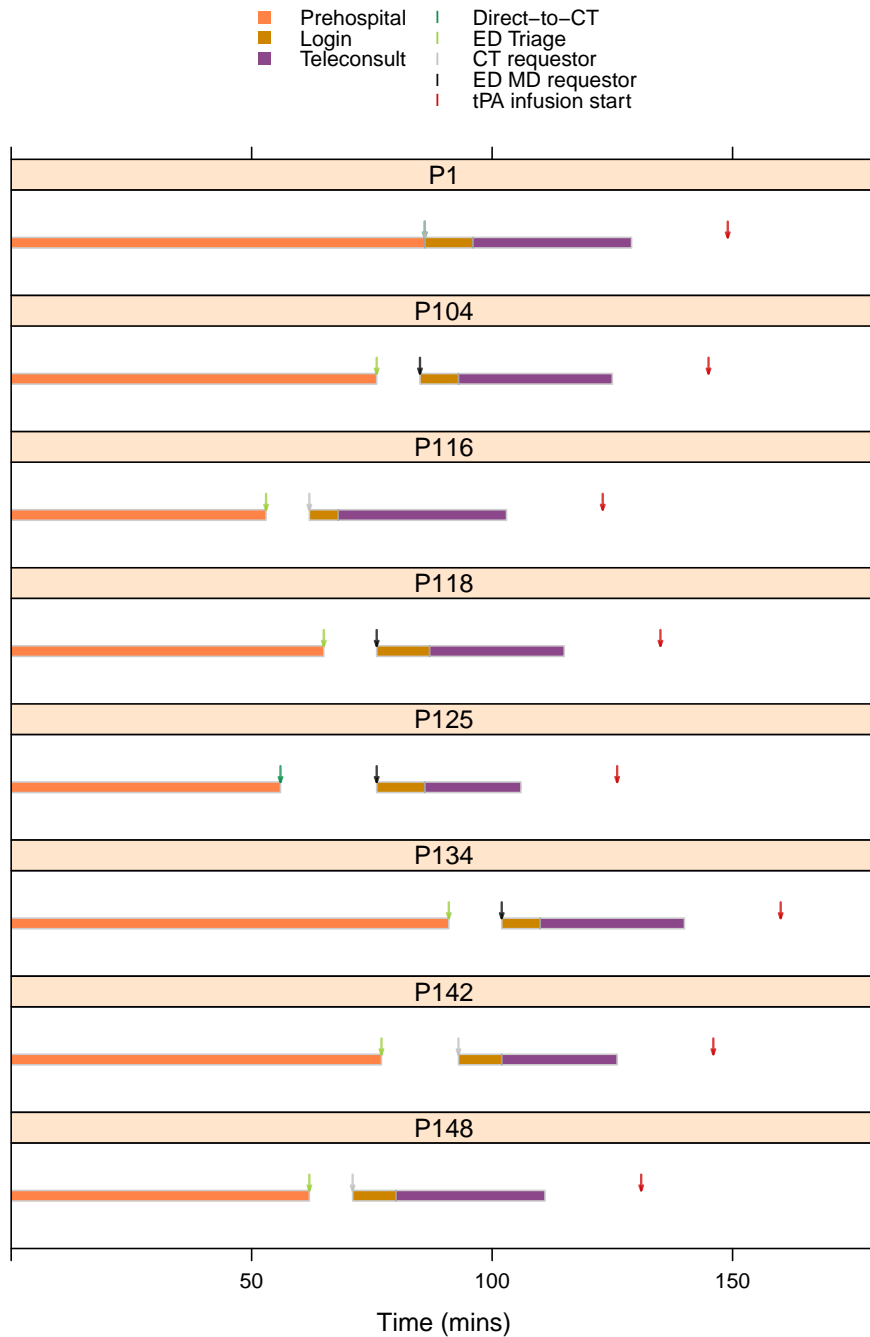


Figure 1-1: Patients with mode == "AMB", and followed for up to 144000 mins.






Figure 1-2: Patients with mode == "AMB", and followed for up to 144000 mins.



Time (mins)

Figure 1-3: Patients with mode == "AMB", and followed for up to 144000 mins.